
















<p>W/b: 1.6.2020 Home Learning Year 5 Purple Mash</p>	<p><u>Maths, computing and topic tasks have been set as '2dos'</u> Maths:: This week we thought we would remind you about your work on place value involving decimals. Activity 1: is ordering and comparing decimals up to two decimal places – remember the rules, start at the biggest number and work your way across – 4.19 is smaller than 4.21. Activity 2 – is placing decimals on a number line – think carefully about where you think numbers should go! Game: Multiplication, this is the new Year 4 assessment. See how you do, keep practising and then have another go. This will be repeated each week so you can see you well you are progressing! Computing: Focus – creating your own game. This week is slightly different, we'd like you to create your own matching pairs game, you can choose the number of pairs you have. If you want a challenge, choose 6 pairs. Be creative – we can't wait to see your ideas. Science This week we would like you to cast your mind back to our work life cycles. Activity 1, we'd like you to correctly label the parts of the flower used in the life cycle of plants. Activity 2: Create a leaflet outlining how plants make their own food.</p>			
<p>Class dojo</p>	<p><u>Wellbeing Challenge</u> Part of wellbeing is to keep learning, so we are suggesting you have a look at the Egyptian mummy exhibition at the Smithsonian Museum. Follow the link https://naturalhistory.si.edu/visit/virtual-tour then click on 'Access the Tour', then 'Current Exhibits' and then 'Eternal Life in Ancient Egypt'. Use the controls at the bottom of the screen to move in close and read the boards and have a close up look at the objects. If you click on the camera it zooms in on one exhibit. You could even set some questions for your family to answer so they can be learning too!</p> <p><u>Creative Challenge</u> There is an artist called Andy Goldsworthy who creates art in the outdoors using only natural resources. Have a look at some of his work, what can you create from things you can find on your visits to places, or in your garden?</p> <div style="display: flex; justify-content: space-around; align-items: center;">     </div>			
<p>Reading</p>	<table border="1" style="width: 100%;"> <tr> <td data-bbox="252 1637 635 1993">  <p>Select and read a story from First News which can be accessed through Dojo or this link: https://subscribe.firstnews.co.uk/the-newspaper/</p> </td> <td data-bbox="635 1637 959 1993">  <p>Listen to your teacher read a story on Class dojo. Summarise and predict what will happen next...</p> </td> <td data-bbox="959 1637 1378 1993">  <p>Read The Lost Myth of Mathos on Purple Mash and complete the activities set after each chapter.</p> </td> </tr> </table>	 <p>Select and read a story from First News which can be accessed through Dojo or this link: https://subscribe.firstnews.co.uk/the-newspaper/</p>	 <p>Listen to your teacher read a story on Class dojo. Summarise and predict what will happen next...</p>	 <p>Read The Lost Myth of Mathos on Purple Mash and complete the activities set after each chapter.</p>
 <p>Select and read a story from First News which can be accessed through Dojo or this link: https://subscribe.firstnews.co.uk/the-newspaper/</p>	 <p>Listen to your teacher read a story on Class dojo. Summarise and predict what will happen next...</p>	 <p>Read The Lost Myth of Mathos on Purple Mash and complete the activities set after each chapter.</p>		



Find a profile or article on your favourite footballer or sports person. Decide what is a fact or an opinion. You can use these links to help:

<https://www.youtube.com/watch?v=M9fXlkp02O8&feature=youtu.be>



Reading before bed is a relaxing activity that can help you get to sleep.

Pick a story, get comfy in bed, read to yourself, someone else or even read to your teddy!

Year 5 Reading Challenges

Choose one for each day

Create a National Book Token design and win!



Design a gift voucher based on your favourite book or author for the chance to win a prize! You could include our school logo or our Read Achieve Succeed moto.

<https://www.nationalbooktokens.com/create-a-national-book-token-for-your-class>

Book in a bag

Select a book, create a bag and collect items that represent the story and characters. Remember to send a picture to your teacher!

More information:

<https://www.scouts.org.uk/activities/book-in-a-bag/>

How to make a bag:

<https://www.youtube.com/watch?v=r2aTXMLPKyk>



Listen to an audiobook – use one of the websites below:

<https://www.storynory.com/>

<https://etc.usf.edu/lit2go/>

<http://en.childrenslibrary.org/>

<http://www.gutenberg.org/>