

Year 6 home learning plan for week 4 wb 1.2.21



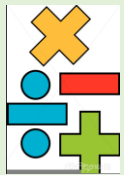


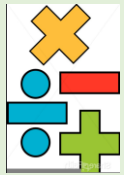


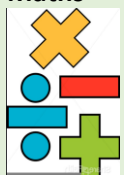




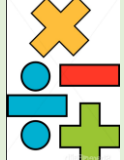


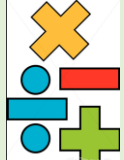
Confidence

Kindness

Respect

Motivation

| | Morning lessons | | | | | Afternoon lessons | | | |
|------------------|---|---|---|---|---|--|--------------------------------------|--|---|
| Monday | Reading  | Speed read Shared reading- LO: I can understand vocabulary Familiarise yourself with new vocabulary and improve boring sentences. | English  | LO: Know the key features of a diary entry Read and compare a selection of diary entries and identify the key features | Maths  | LO: I understand different units of measurement. Watch the video of Miss Hill teaching then complete the worksheet | Children's Mental health week | Watching the live assembly. Beginning to plan Friday afternoon's activities. Identify what makes us happy. | Extra: Timestables Rockstars MyOn Spelling Shed Reading book Accelerated Reader |
| Tuesday | Reading  | Speed read Shared reading- LO: I can summarise a text. Read the text and summarise each paragraph. | English  | LO: Identify the key features of a superhero diary entry Spot and label the key features of a diary entry in a superhero diary extract. Transform the diary extract into a chronological comic strip. | Maths  | LO: I can convert between different units of measurement. Watch the video of Miss Hill teaching then complete the worksheet | RE | LO: Explore how Christians use art in worship and remembering Jesus | Extra: Timestables Rockstars MyOn Spelling Shed Reading book Accelerated Reader |
| Wednesday | Reading  | Speed read Shared reading- LO: I can answer VIPERS questions. Using the highlighted part of the text, answer the questions. | English  | LO: Understand how emotions are expressed in diary entries Create a 'character feelings line graph' based on a superhero diary entry. | Maths  | LO: To practise measuring, converting and calculating measures. Watch the video on the blog. You will need the measuring chart and tools to | PE PSHE | PSHE LO: I can identify ways of helping people who are suffering Planning and designing a charity event | Extra: Timestables Rockstars MyOn Spelling Shed Reading book Accelerated Reader |

| | | | | | | | | | |
|-----------------|---|---|---|--|---|--|---|---|---|
| | | | | | | measure with (jugs, tape measure, scales...) | | | |
| Thursday | Reading  | Speed read Shared reading- LO: I can answer VIPERS questions. Using the highlighted part of the text, answer the questions. | English  | LO: Plan a diary entry Use the key features and structures of diary entries to plan a diary entry from the point of view of your superhero. | Maths  | LO: I can convert between different units of measurement. Watch the video of Miss Hill teaching then complete the worksheet | Wellbeing | No-screen afternoon' Using the wellbeing activities on School Story Make an A-Z list of things that make you happy | |
| Friday | Reading  | HOOKED ON BOOKS Shared reading- LO: I can develop my reading stamina | English  | LO: Use time connectives and adverbials effectively | Maths  | Arithmetic: Test base TT Rockstars | Quiz afternoon Children's Mental Health Week | Maths: Complete the Microsoft Forms quiz English: Complete Purple Mash quiz Reading: Complete Kahoot quiz on vocab | Extra: Timestables Rockstars MyOn Spelling Shed Reading book Accelerated Reader |

Each day remember:

- Join registration at 9:30am
- Join the class reader at 1pm
- Build in time for a brain-break or exercise: Joe Wicks on a Monday, Wednesday and Friday
- Monday Star of the Week & Lockdown Legends assembly

Teams meetings:



| Registration | Class reader | Assembly |
|--------------------|------------------|---------------------------------------|
| Everyday at 9.30am | Everyday at 1pm. | Star of the week and Lockdown Legends |

| | | |
|--|--|------------------|
| | | Monday at 1:30pm |
|--|--|------------------|