

## Year 3 home learning plan for week 6



This is an overview of home learning for the upcoming week. It follows as much as possible what the children would be learning in school but it may be subject to change due to the constraints of what can be achieved at home and which resources we can upload. Please don't feel that you have to follow it slavishly, but by completing the activities the children will get the most out of their time away from school.



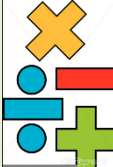


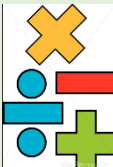


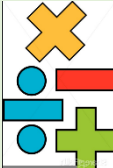
The most important thing to prioritise is **READING**. This is the foundation for all learning across the whole curriculum and your child's ability to read accurately and fluently at an age-appropriate level is fundamental to their future education and life chances.



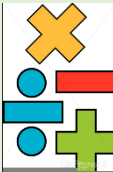


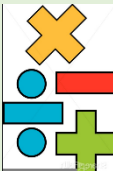
**Confidence**

Kindness

Respect

Motivation

	Morning lessons						Afternoon lessons		
<b>Monday</b>	<b>Reading</b> 	<b>Speed read</b> Shared reading- LO: I understand new vocabulary so that I can understand the text better	<b>English</b> 	LO: continue to write the first draft of my explanation text	<b>Maths</b> 	LO: I can divide 2-digit numbers by 1-digit numbers with exchanging	<b>Topic-PE</b>	LO: I can improve my Greek dancing and follow the steps of the dance at full speed.	Extra: Timestables Rockstars MyOn Spelling Shed Reading book Accelerated Reader
<b>Tuesday</b>	<b>Reading</b> 	<b>Speed read</b> Shared reading- LO: I understand can show that I understand what I have read.	<b>English</b> 	LO: I can edit and up level my writing by checking for punctuation and spellings errors and by checking that my writing makes sense.	<b>Maths</b> 	LO: I can divide 2-digit numbers by 1-digit numbers with a remainder	<b>Science</b>	LO: to know the different types of nutrients the body needs.	Extra: Timestables Rockstars MyOn Spelling Shed Reading book Accelerated Reader
<b>Wednesday</b>	<b>Reading</b> 	<b>Speed read</b> Shared reading- LO: I can answer questions from the text	<b>English</b> 	LO: I can complete my final draft of the explanation text, including improvements from yesterday	<b>Maths</b> 	LO: I can use my knowledge of multiplication and division to scale up and down.	<b>Music</b>	Singing 'Mirror Mirror' with percussion accompliment	Extra: Timestables Rockstars MyOn Spelling Shed Reading book
							<b>French</b>	LO: know the names of animals. Practise	

								saying and writing the names of animals.	Accelerated Reader
<b>Thursday</b>	<b>Reading</b> 	<b>Speed read</b> Shared reading- LO: I can answer questions from the text	<b>English</b> 	LO: I can 'publish' my explanation text by using Microsoft Word or similar.	<b>Maths</b> 	LO: I can find up possible ways of finding an answer to a question.	<b>Thoughtful Thursday</b>	<b>'No-screen afternoon'</b>  Make a Chinese Coin Tree  <a href="https://www.firstpalette.com/craft/chinese-coin-tree.html">https://www.firstpalette.com/craft/chinese-coin-tree.html</a>	
<b>Friday</b>	<b>Reading</b> 	<b>HOOKED ON BOOKS</b> Shared reading- LO: I can answer test type questions on the text.	<b>English</b> 	LO: I can read my explanation text aloud to an adult and answer questions about it.	<b>Maths</b> 	TT Rock Stars times tables practise.  Testbase arithmetic practise.	<b>History</b>  <b>Computing</b>	LO: to learn about the battle of Marathon  LO: improve my knowledge of Spreadsheets (Athletic Gods)	Extra: Timestables Rockstars MyOn Spelling Shed Reading book Accelerated Reader

**Each day remember:**

- Join registration at 8:45am
- Join the class reader at 2pm (11am Wednesdays)
- Build in time for a brain-break or exercise: Joe Wicks on a Monday, Wednesday and Friday
- Monday Star of the Week & Lockdown Legends assembly

**Teams meetings:**



Registration	Class reader	Assembly
Everyday at 8:45am	Monday 2pm Tuesday 2pm Wednesday 11am	Star of the week and Lockdown Legends Monday at 1:15pm

	Friday 2pm	
--	------------	--